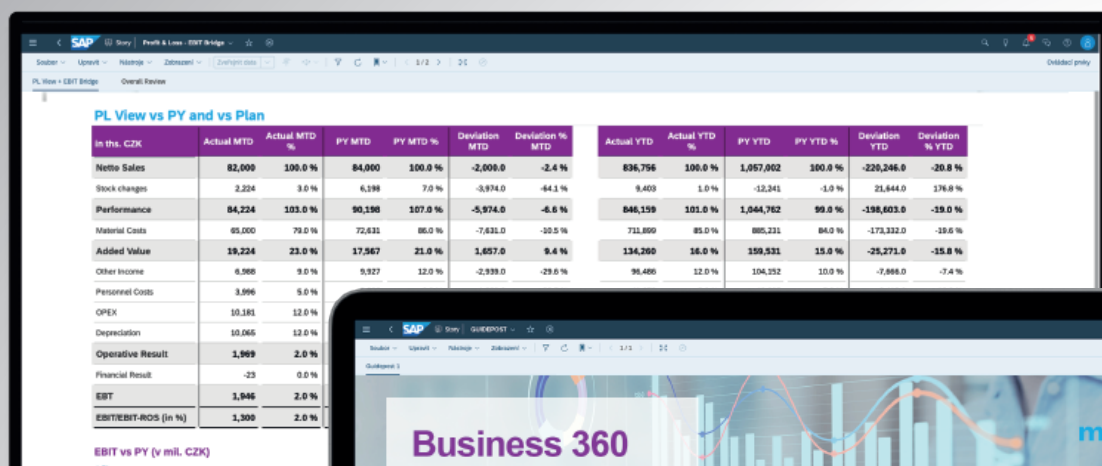


# Business 360



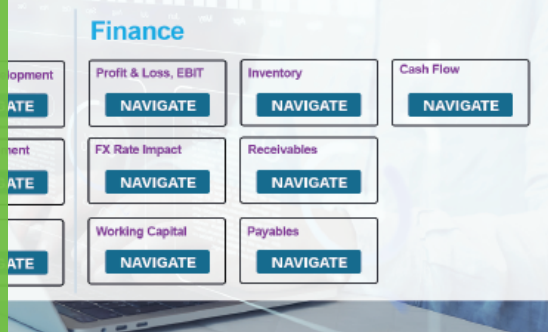
**Make executive decisions faster, better and more easily  
with instant access to your company's KPIs.**



## Business 360

helps you:

- **Access key business reports with just one click** having them all centralized in one place
- **Get instant control** of your actual business KPIs and learn from them **faster than ever**
- **Respond to developing issues immediately** providing you seamlessly with real-time business data



## Benefit from real-time monitoring of your company's KPIs

### Explore our new executive dashboard

The key benefits include:

- Consolidation of key data from various data source systems
- A user-friendly cockpit in cloud offering a dashboard with Operation and Finance reports
- Interactive content allowing users to look into details
- Add Your Comments feature
- Export to MS Excel, PDF, CSV
- Customizable users access rights for various areas of content

# Analyze KPIs with Business 360

## Find all performance data...

Get instant insight into your business figures. Check actual versus planned numbers in Operation and Finance with just two clicks.

## ...visualized in one place!

Benefit from SAP Analytics Cloud accessibility and have all your KPI reports available more conveniently than any time before.

## Leverage your instant access to **real-time data reports**

Business 360 is a convenient **tool for company management** to support their decision-making processes in business operations and finance.

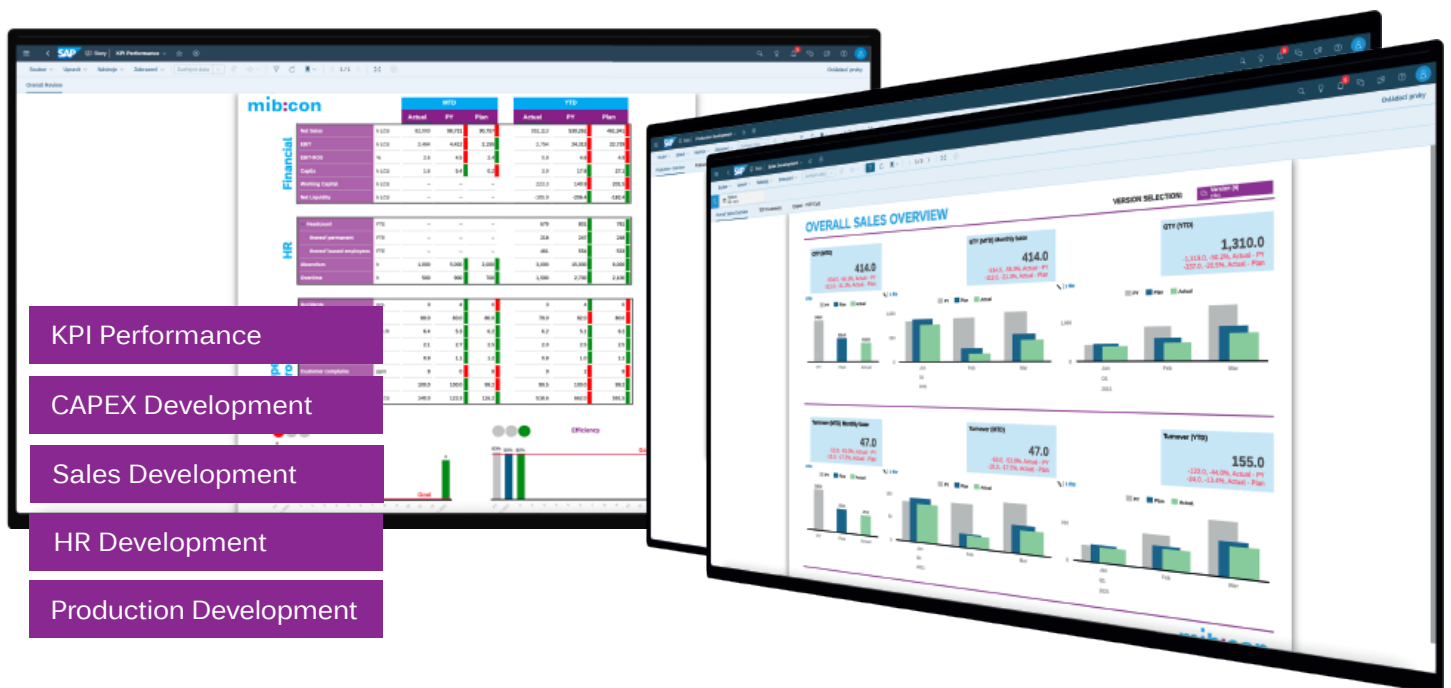
It provides managers with an instant access to a **centralized reporting cockpit** showcasing all required financial and operational KPIs.

**Business 360 offers reports from 2 areas:**

■ Operation

■ Finance

## 1 KPI Reports for **OPERATION**

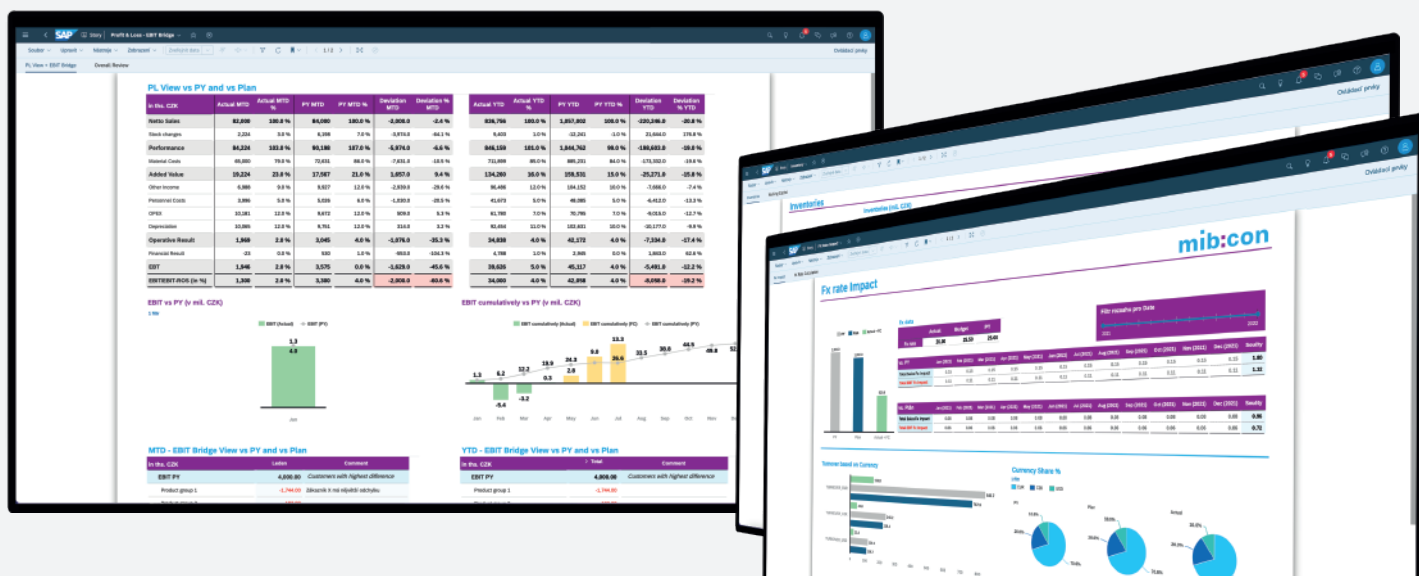


### Just 2 clicks away

Business 360 offers details from **5 operational KPI reports**: KPI Performance, CAPEX Development, Sales Development, HR Development and Production Development. All of them are accessible anytime, from anywhere, **with only 2 clicks**.

### View, comment, reply

Besides checking all the latest data from **production, sales or HR** and comparing current status versus plan, users can also add their own comments to individual charts or read replies from other users.



### Instant control over key financial data

Get fully informed about your business health with immediate online access to key data. Business 360 provides valuable support for decision making offering you views at **8 critical financial reports** incl. P&L, Balance Sheet and Cash Flow.

Profit & Loss, EBIT Bridge

Receivables

Balance Sheet

Payables

Cash Flow

Working Capital

Inventory

FX Rate Impact

## Business 360 in a nutshell

Business 360 is a customizable solution in SAP Analytics Cloud that enables users to instantly monitor current status of their company's health and performance. It automatically virtualizes real-time KPI data from various sources including:

SAP ERP	SAP SuccessFactors	Salesforce
SAP S/4HANA	SAP Business ByDesign	OData Services
SAP BW	MS Excel	Dataset
SAP Concur	Google	SQL databases

Enjoy the support for decision making with  
**ALL REPORTS IN ONE PLACE!**

### Business 360 provides:

- ▶ Centralized access to KPI reports
- ▶ Automatic reporting from real-time data
- ▶ Interactive features (comments etc.)
- ▶ One single source of truth

## Why MIBCON?

- 20+ years on the market
- Certified as SAP Partner Center of Expertise
- Experienced team of 100+ project managers, SAP consultants and developers



**Do you need more information?**  
Feel free to contact us today. We will be happy to provide you with more details.

